

TATA MEMORIAL CENTRE			
TATA MEMORIAL HOSPITAL AND ADVANCED CENTRE FOR TREATMENT, RESEARCH AND EDUCATION IN CANCER.			
INCOME AND EXPENDITURE ACCOUNT FOR THE YEAR ENDED 31 MARCH 2019			
in ₹			
		Year Ended 31.03.2019	Year Ended 31.03.2018
A) INCOME			
Grant in Aid - Govt of India	7	3,32,91,26,362	3,57,88,74,434
Hospital Income		2,96,07,28,701	2,41,33,11,647
Sale of Drugs and Surgical Goods		3,54,68,76,848	2,65,00,95,804
Interest Income	8	34,37,91,160	32,59,78,616
Other Income	9	9,42,91,040	10,82,55,126
TOTAL (A)		10,27,48,14,111	9,07,65,15,627
B) EXPENDITURE			
Academic Expenses		6,90,72,397	6,19,41,930
Consumption of drugs and Surgical Goods	10	3,16,33,03,122	2,50,53,93,201
Consumables		1,08,45,66,540	91,47,27,492
Staff Cost / Salaries	11	5,53,62,32,371	4,72,41,37,854
Other Administrative Expenses	12	1,26,93,83,468	91,11,64,084
TOTAL (B)		11,12,25,57,898	9,11,73,64,561
Excess of Income over expenditure before Depreciation and Provisions on retirement benefits of employees (A-B)		(84,77,43,787)	(4,08,48,934)
Less : Depreciation		45,56,53,690	42,22,75,404
Less : Provision for Retirement Benefits			
Gratuity		5,30,71,070	10,34,21,199
Pension		63,68,41,125	7,52,78,511
Leave Encashment		11,98,25,460	21,09,82,287
Balance being deficit / (surplus) for the year trf to Balance Sheet		2,11,31,35,132	85,28,06,335
Significant Accounting Policies	13		
Notes on Accounts	14		


As per our report of even date attached
For Kailash Chand Jain & co.
Chartered Accountants
Firm Reg No. 112318W

Saurabh Chouhan
Partner
Membership No. : 167453
Mumbai


Date - 10/8/19




For and on behalf of the Governing Council


Mr. S. Mohapatra
JCFA, TMC


Mr. Anil Sathe
CAO, TMC


Dr. C S Pramesh
Director, TMH


Dr. R.A. Badwe
Director, TMC



TATA MEMORIAL CENTRE

TATA MEMORIAL HOSPITAL AND ADVANCED CENTRE FOR TREATMENT, RESEARCH AND EDUCATION IN CANCER

SCHEDULE 12 - OTHER ADMINISTRATIVE EXPENSES

in ₹

PARTICULARS		Year Ended 31.03.2019	Year Ended 31.03.2018
a) Linen and Laundry		5,26,87,226	4,98,60,164
b) Library Expenses		15,66,88,173	7,03,99,211
c) Electricity		30,51,28,617	25,36,89,958
d) Water Charges		1,72,38,011	1,65,08,406
e) Repairs and Maintenance		39,04,95,532	32,11,68,656
f) Animal House Expenses		38,91,826	35,35,345
g) Rates, Taxes and Insurance		4,18,98,986	1,78,58,682
h) Minor Equipments and Replacement of Capital Equipments		31,13,281	13,57,681
i) Postage, Telephone and Communication Charges		93,30,928	88,12,774
j) Printing and Stationery		3,44,50,670	3,50,56,122
k) Travelling and Conveyance Expenses		5,08,35,253	3,44,33,921
l) Intra Mural Research Expenses		1,67,39,825	1,77,26,921
m) Cancer Registry Program Expenses		7,43,64,040	1,23,56,220
n) Auditors Remuneration			
Audit fees	90,500		1,00,000
GST	36,000	1,26,500	36,000
o) Symposium and Training		24,69,488	20,09,644
p) Professional Charges		38,90,630	71,78,094
q) Advertisement Expenses		3,83,68,483	3,01,45,243
r) Provision for Doubtful Debts		47,08,714	(37,50,416)
s) Hostel maintenance expenses		1,33,74,391	1,49,96,605
t) Miscellaneous Expenses		2,91,41,581.94	3,50,58,141
u) Bad debts written off		10,03,868	12,08,632
v) Loss / (Profit) on sale of Assets		1,94,37,444	(1,85,81,920)
TOTAL		1,26,93,83,468	91,11,64,084

